

FEATURES:

- Universal Input 90~264VAC
- Efficiency at 85% Typical
- Protection: Short Circuit /Overload
- Fully Encapsulated Plastic Case
- Internal Input Filter
- 2 Years Warranty ● ROHS Compliant



Specifications typical at TA=25°C, nominal input voltage and rated output current unless otherwise specified

Part Number	Output Wattage	Output Voltage	Output Current		Ripple & Noise(note)	Efficiency
	(W)	(V)	(mA)(min)	(mA)(max)	(mV) max	%(TYP)
GA10D-S24C01	12.0	Vo=+24.0	0	500	150	85

Input Specifications

Parameters	Conditions	Min	Typ	Max	Units
Rated input voltage	Vo,lo nom		100-240		Vac
Voltage Range	Vo,lo nom	AC in	90	264	Vac
		DC in	120	370	Vdc
Frequency		47	50/60	63	Hz
Input Current	Vo,lo nom			0.3	A
Inrush Current	At 115Vac			10	A
	At 230Vac			20	A
Input Fuse	VDE/UL/CCC FUSE 2.5A/250V(Slow blow)				

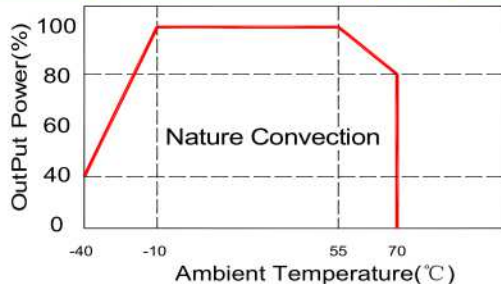
Output Specifications

Parameters	Conditions	Min	Typ	Max	Units
Output Voltage Accuracy	Vi nom,lo nom			±2	%
Minimum Load	Vi nom	0			
Line Regulation	lo nom,Vi min...Vi max		±0.2		%
Load Regulation	Vi nom, lo min...lo		±0.5		%
Transient Recovery time	Vi nom,lo nom = ←→0.5 lo nom		1,000		uS
Protection	Overload	Above 110% rated output power			
	Short circuit	Recovery type: Recovers automatically after fault condition is removed			

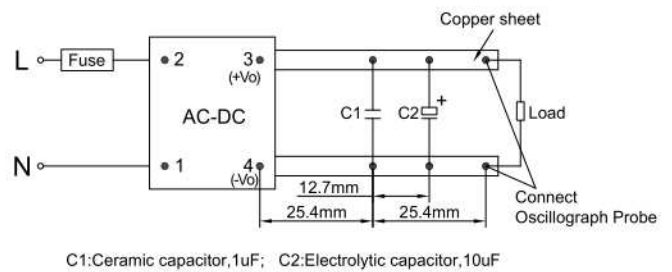
Note . Ripple & noise is measured by using 20 MHz bandwidth, measured with a 47uf paralleled with a high-frequency 0.47uf capacitor across each output by full load.

General Specifications					
Parameters	Conditions	Min	Typ	Max	Units
Switching Frequency	Vi nom,lo nom		65		KHz
Isolation Voltage	Input / Output	4KVac/ 5mA/5Secs			
Isolation Resistance	Input / Output,@500 Vdc	100			MΩ
Operating Temperature	Operating at Vi nom,lo nom	-40		+70	°C
Storage Temperature	Non Operational	-40		+105	°C
Relative Humidity@40°C	Vi nom,lo nom			95	% RH
Safety Standards	EN62368-1 approved, Design refer to UL60950-1				
EMI Conduction & Radiation	EN55032,CLASS B(See Fig. 1 for recommended circuit)				
EMS Immunity	EN61000 (See Fig. 1 for recommended circuit)				
Dimension	L50.8 x W25.4 x H23.5				mm
Cooling	Free air convection				

Temperature Derating Graph



Parallel Lines Measure



EMC solution-recommended circuit

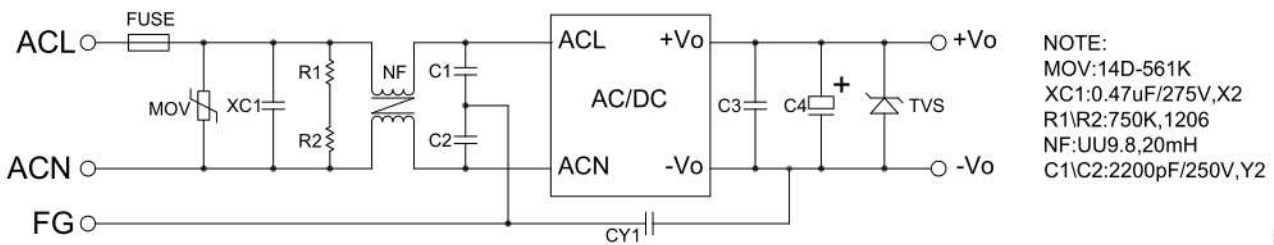
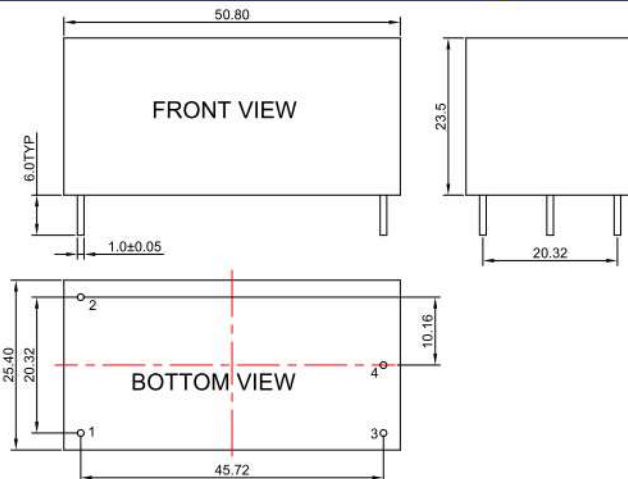


Fig. 1

Markings and dimensions



PIN	Model
	Single
1	ACN
2	ACL
3	+Vo
4	-Vo

UNIT: mm Unless otherwise specified, all tolerances are ± 0.50

1. Weight:54grams/pcs
2. outer carton unit : 192pcs/box
3. Weight: 12.3kg per carton

