

Features

- 2WATT SIP PACKAGE
- EFFICIENCY TO 80%
- 100% BURNED IN
- UL 94V-0 PACKAGE MATERIAL
- CUSTOM SOLUTIONS AVAILABLE
- UNREGULATED OUTPUT TYPES



**2 Watt DC/DC
Converter**

**2 Watt Dual O/P
Isolated DC-DC Converter**

Input Specifications

Input Voltage	:15Vdc
Input Voltage Range	:±10%

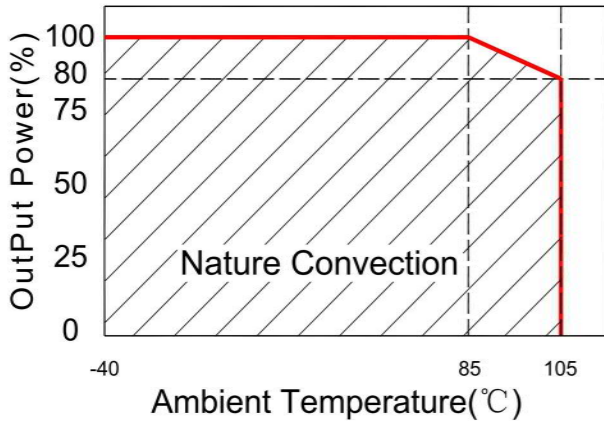
Output Specifications

Output Voltage V_{O1}	:15Vdc	@ $I_{O1}=93mA$	@ $V_{out}=14.25-15.75Vdc@V_{in}=15Vdc$
Output Voltage V_{O2}	:-3Vdc	@ $I_{O2}=-185mA$	@ $V_{out}=-2.8\sim-3.3Vdc@V_{in}=15Vdc$
Efficiency	:80% TYP		
Ripple / Noise	:200mVp-p MAX		@20MHz Bandwidth
Short Circuit Protection	:Continuous		
Line Regulation	:±1.2% TYP		@ For 1.0% OF V_{in}
Load Regulation	:±15% MAX		@10% to 100% full load

General Specifications

Operating Temperature Range	: $-40^{\circ}C \sim +105^{\circ}C$	
Storage Temperature	: $-55^{\circ}C \sim +125^{\circ}C$	
Switching Frequency	:100KHz TYP	
Humidity	:95% MAX	
Isolation Voltage	:5200Vdc	@Input to Output (60sec/0.5mA)
Isolation Resistance	:1000MΩ MIN	@ 500Vdc
Cooling	:Free air convection	
MTBF	:>3500000 Hours	MIL-HDBK-217F@25°C, Ground Benign.
Case Material	:DAP	
Weight	:4.0g TYP	

Temperature Derating Graph

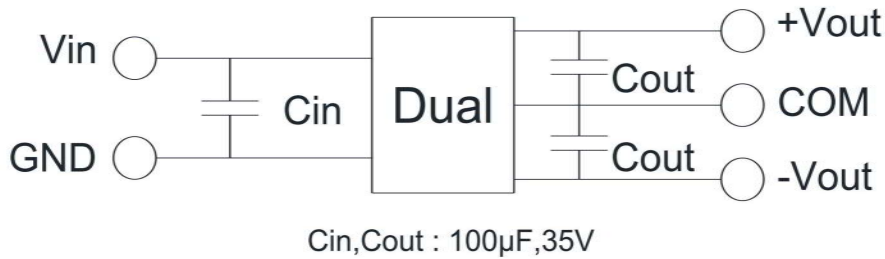


Part Number

12D1B - 15 D 1503 N A 2W
 A B C D E F G

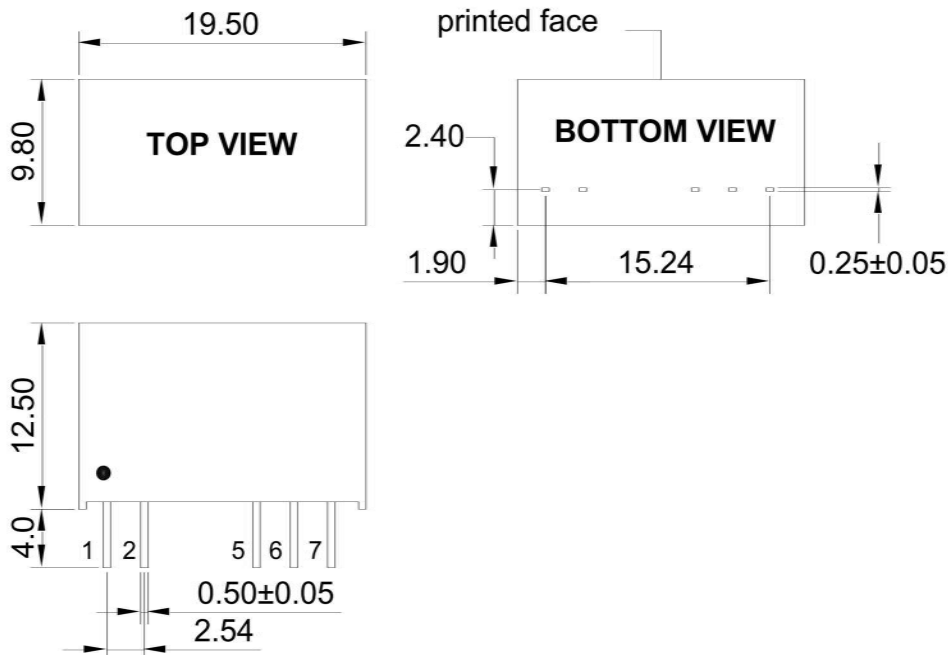
A:Series
 B:Input Voltage
 C: Dual Output
 D:Output Voltage
 E:Unregulated(N)
 F:Types
 G:Output Power

Recommended Test Circuit



To make sure the product work at perfect operation status with full loading external capacitor is necessary and it is recommended to use high frequency low resistance electrolytic capacitor.

Outline Dimensions



UNIT:mm Unless otherwise specified,all tolerances are ±0.25

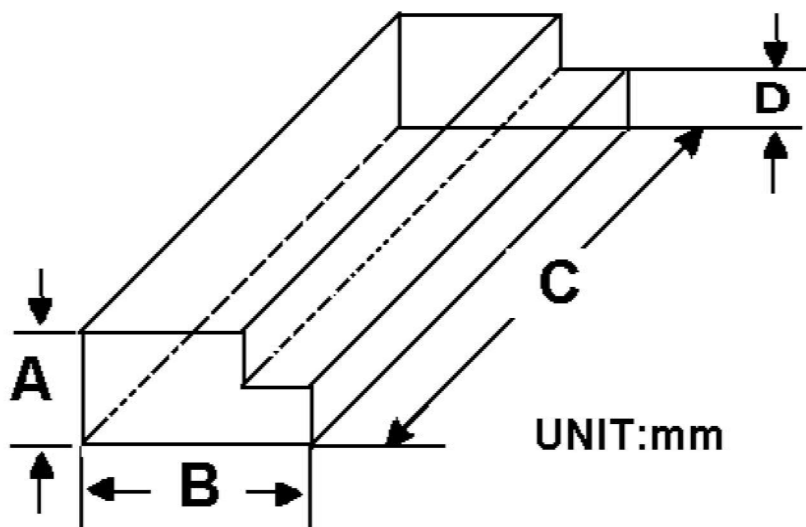
PIN	1	2	5	6	7
DUAL	+Vin	-Vin	-3V	COM	+15V

Packing Information:

Weight----- 4.0grams/pcs

TUBE-----25pcs

Weight: 135.5g per tube



Size(mm)			
A	B	C	D
12.0	28.55	550	6.00

Outer carton unit: 2400pcs/96Tube/box

Weight: 14.0kg per carton

